

SWITCH CATALOG



BASIC SWITCHES

Precision Snap Action Switch

Roller and Leaf Actuator

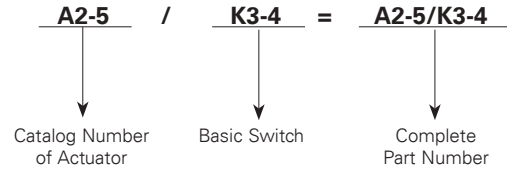
FEATURES

- All parts treated for corrosion resistance
- Actuator metal parts are stainless passivated
- Operating characteristics depend on switch selected
- Catalog numbers which appear with a slash between actuator and basic switch part number are screw type assemblies and can be supplied as separate components



WHEN ORDERING SPECIFY . . .

- Catalog number of actuator plus part number of basic switch.

Order Example:



SELECTION AND SPECIFICATIONS TABLE

TYPE	Circuit	Electrical Rating Life	Catalog Number	Characteristics				
				Operating Force (Max.)	Release Force (Min.)	Pretravel (Max.)	Diff. Travel	Over Travel
 <p>Roller Lever Type A2-5</p> <p>Actuator A2-5 Shown with Basic Switch K3-4</p> <p>Extended Leaf Type A5-18</p>	3 PDT 6 CKT Momentary	Can be used with "D" or "K" series basic switch shown on pg D2.	A2-5/K3-4	14 oz.	1 oz.	.240 in.	112 +/- .028 in.	.060 in.
 <p>Actuator A5-18 Shown with Basic Switch D8-4</p>	2 PDT 4 CKT Momentary	Can be used with "D" or "K" series basic switch shown on pg D2.	A5-18/D8-4	16 +/- 4 oz.		.375 in +/- .066 in.	.156 in.	.156 in.

APPROXIMATE DIMENSIONS

