

SWITCH CATALOG



PUSHBUTTON SWITCHES

Series - W9000

Swivel Action Pushbutton Switches

FEATURES SPECIFICATIONS CURRENT RATINGS

- Swivel action allows operation from any angle
- Large button
- Splash proof
- Momentary snap action
- Solder lug terminals
- Variety of adapter and button colors

- Meets MIL-PRF-8805 seal level 6 (splash proof)
- Electrical life: 25,000 operations minimum at rated load
- Mechanical life: 200,000 operations (50,000 operations for 3 terminal design)
- Operating force: 4 ± 1 lb (176N \pm 4.4N)
- Total plunger travel: 0.085 in. (0.22mm) approx.
- Weight with adapter: 0.088 lbs approx.

Part Number	Number of Poles	Type of Operation	28VDC ^②			120VAC	
			Resistive	Inductive	Lamp	Resistive	Inductive ^①
W9000	1	Momentary	10	5	3		15

^① p.f.=.75
^② 3 amps max. through center terminal.

SELECTION TABLE

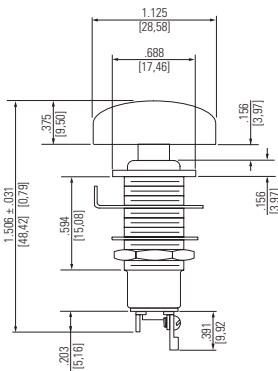
SERIES AND TYPE



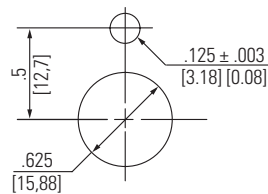
W9000

Base Catalog Number	Operation	Circuit and Schematic	Code Suffixes - Add to Cat. No.							
			Adapter Color		Pushbutton Color					
			Color	Code Suffix	Color	Code Suffix				
W9001	Momentary Snap Action	1 P.S.T.-N.O.	Black	None	Red	R				
W9002		1 P.S.T.-N.C.								
W9003		1 P-2 Circuit								
W9004		1 P.S.T. 3 Terminal N.O.					Clear	C	Black	B
W9005		1 P.S.T. 3 Terminal N.C.							Gray	None
W9006		1 P.D.T.-N.O.-N.C.								

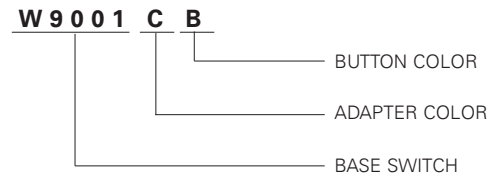
DIMENSIONS - W9000



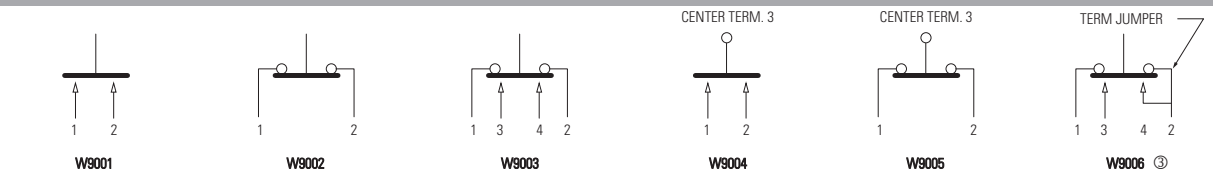
PANEL CUTOUT



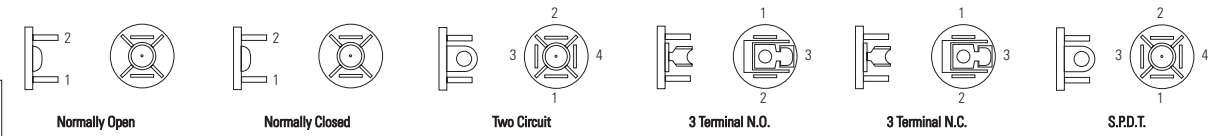
WHEN ORDERING SPECIFY...



BASIC SWITCH & SCHEMATIC DIAGRAM



STANDARD
 0.00 = inches
 [0,0] = mm



③ For W9006 or SPDT circuit, mount terminal jumper to terminals #2 and #4.

Dimensions for reference only.

Mounting and terminal hardware supplied unassembled.